

CONGRATULATIONS

You are the proud owner of an exclusive **Caldaro Aluminium Radiator** which has been specially produced by our craftsmen who would wish you to enjoy many years of satisfaction from it.

INSTALLATION

This product must be installed by a fully qualified engineer.

On commissioning, flush the central heating system thoroughly using a proprietary solution to ensure that aggressive substances such as fluxes and manufacturing residue, from which internal surfaces of your radiator can sustain irreparable damage are removed. A specifically approved inhibitor for aluminium radiators needs to be subsequently added to the heating system in order to protect the radiator and other parts of the central heating system to promote extended operating lifespan.

Please ensure, when adding inhibitor, not to underdose or overdose and follow the inhibitor instructions.

The Ph level of the system water should be between **6.5 and 7.5**.

The inhibitor must not be based nitrate based!

Do not used softened water in your radiator!

Beware of own brand inhibitors!

Warma recommends FERNOX F1 or equivalent inhibitor for your radiators.

MAINTENANCE

From time to time it is advisable to clean your towel rail with a warm damp cloth. Never use any form of abrasive cleaner or chemical.

Corrosion inhibitor must also be regularly maintained, please consult your engineer for details.

IMPORTANT

Maximum working pressure of this radiator is **10 bar** .

This radiator is to be used on Domestic Central Heating systems only. (Not suitable for use on direct hot water systems). Please consult your engineer or supplier.

WARRANTY

Your **Caldaro Aluminium Radiator** has a manufacturer's warranty for five years in respect of defective materials and workmanship and subject to installation being carried out by a qualified engineer in accordance with good practice and the appropriate corrosion inhibitor being regularly maintained.

Wall Fixing Set Includes;	
4	Bracket (a)
8	Wall Screw (b)
8	Wall Plug (c)
8	Plastik buffer (d)

Wall Screw (b) - x 8



Wall Plug (c) - x 8




Bracket (a) - x 4



Air Vent Plug & Blanking Plug come installed on the radiator. Plastic Buffer (d) - x 8

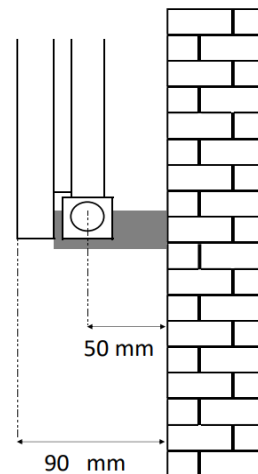


Also The Wall Fixing Set includes decorative chrome caps for plugs.



Wall Drilling Positions of Caldaro Aluminium Radiator

Product Size (Width x Height)		A	B
W: 245 mm	H: 1800 mm	165 mm	1772 mm
W: 370 mm	H: 1800 mm	170 mm	1772 mm
W: 495 mm	H: 1800 mm	295 mm	1772 mm
W: 620 mm	H: 1800 mm	420 mm	1772 mm
W: 620 mm	H: 600 mm	420 mm	572 mm
W: 870 mm	H: 600 mm	670 mm	572 mm
W: 995 mm	H: 600 mm	795 mm	572 mm
W: 1245 mm	H: 600 mm	1045 mm	572 mm

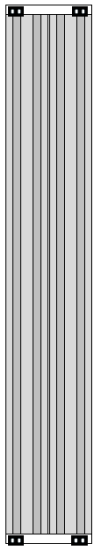


IMPORTANT NOTES

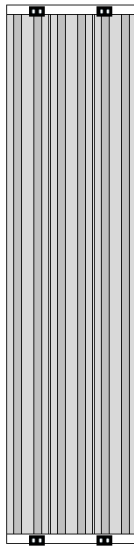
Maximum working pressure is 10 bar.

This radiator is manufactured from aluminium and is only suitable for installation within a domestic central heating system with a corrosion inhibitor added to the water. (Not suitable for use on direct hot water system)


The Ph level of the system water should be between 6.5 and 7.5.




245 x 1800



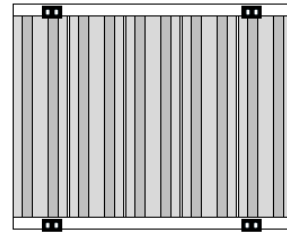
370 x 1800



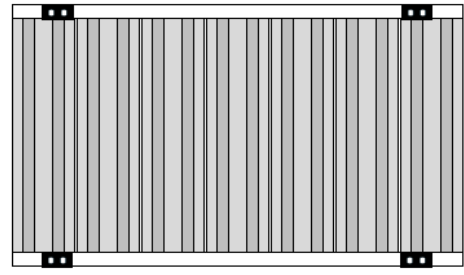
495 x 1800



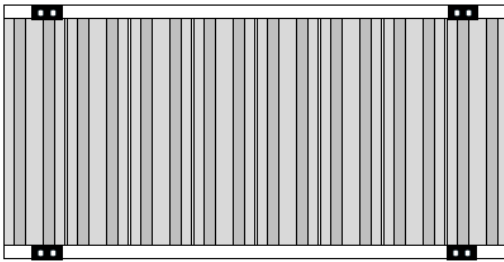
620 x 1800



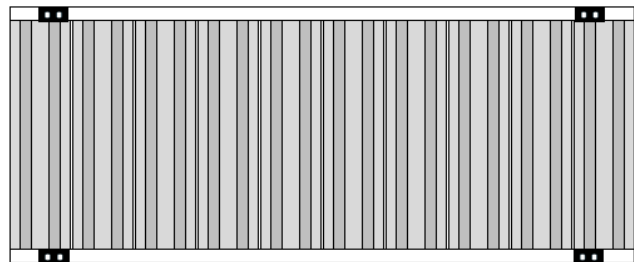
620 x 600



870 x 600



995 x 600



1245 x 600

Caldaro Aluminium Radiator (HxW)	Mid. Connection Option (50 mm)	Resistance holes on the bottom collector
600x620	✘	✘
600x870	✘	✘
600x995	✘	✘
600x1245	✘	✘
1800x245	✔	✔
1800x370	✔	✔
1800x495	✔	✔
1800x620	✔	✔



Reaction to fire: **A1**

Release of dangerous substances: **None**

Maximum operating pressure: **1000 kPa**

Surface temperature maximum: **110 °C**

Resistance against corrosion: **No corrosion after 100 h humidity**

Resistance against minor impact: **Class 0**

