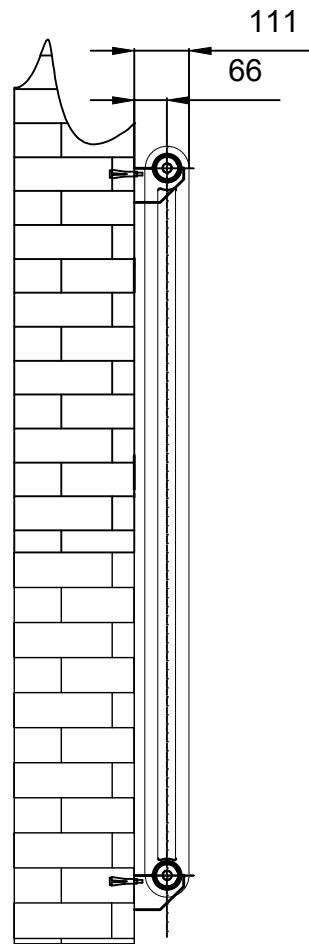
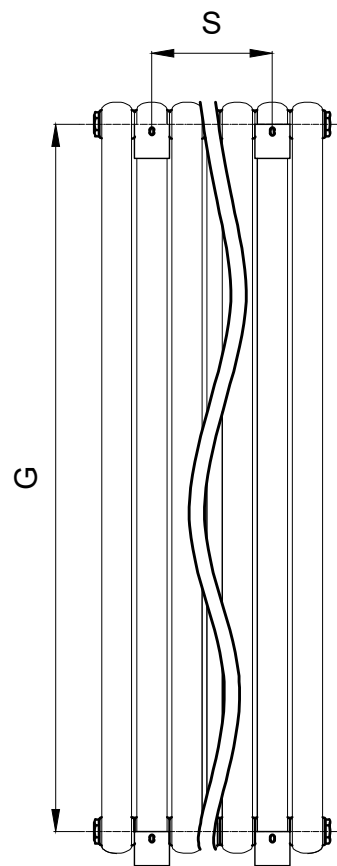


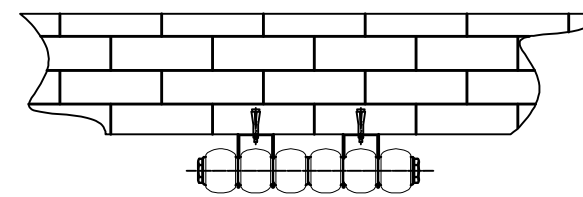
Front View



Side View



Back View



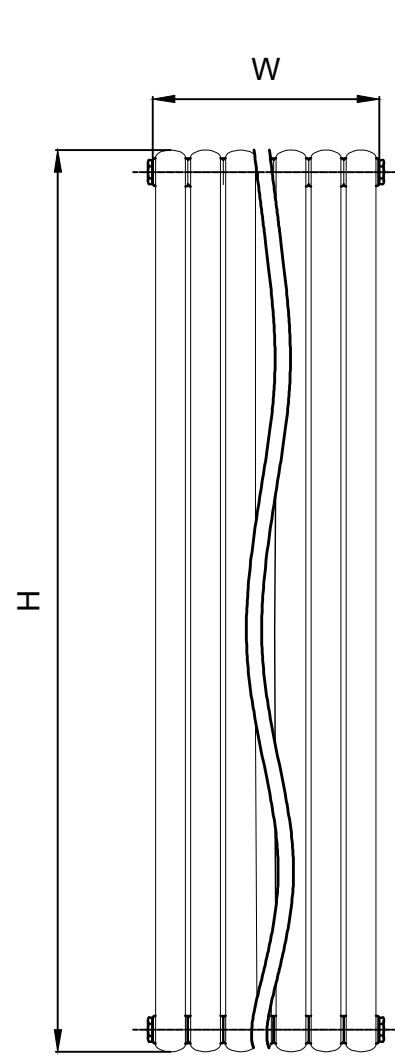
Top view

SUPPLIED INSTALLATION ACCESSORIES

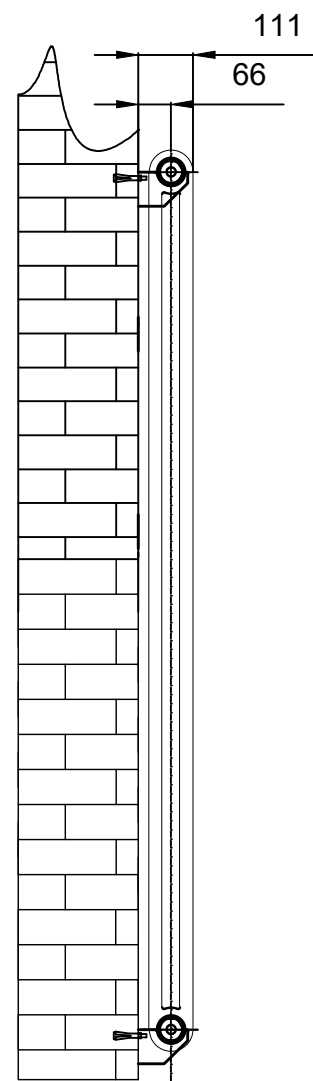
- X4
 X8
 X2
- X4
 X1
 X1

- Vertical Mounting
- Optional Color Selection
- Max Operational Pressure:6Bar
- Inlet/Outlet:1/2"Female Pipe Thread
- All Dimensions are in mm

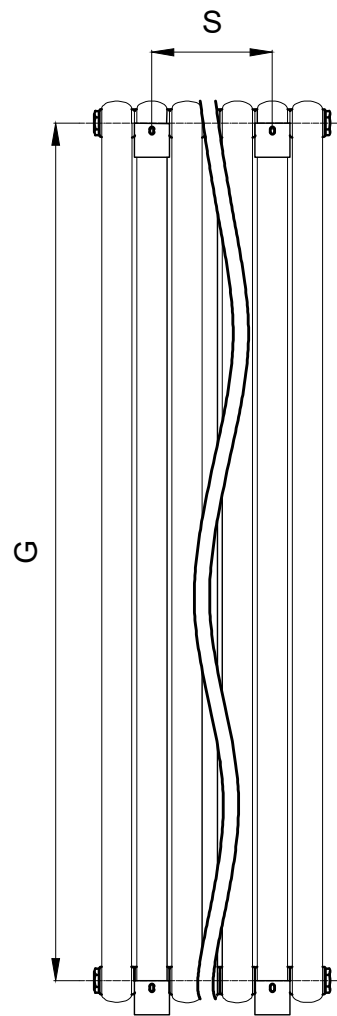
Product Code	Product Name	pipe number	Height	Width	Thickndss	Hanger Axes vertical	Hanger Axes Horizontal	Wall to pipe center distance	Empty Weight	Water volume
			H mm	W mm	D mm	G mm	S mm	C mm	- kg	- l
RND-CNV15030	CONEVA COLUMN1500X300	4	1500	300	90	1425	104	66	25.5	14.5
RND-CNV15037	CONEVA COLUMN1500X370	5	1500	370	90	1425	140	66	31.7	18.0
RND-CNV15044	CONEVA COLUMN1500X440	6	1500	440	90	1425	210	66	38.4	21.7
RND-CNV15051	CONEVA COLUMN1500X510	7	1500	510	90	1425	280	66	43.9	25.3



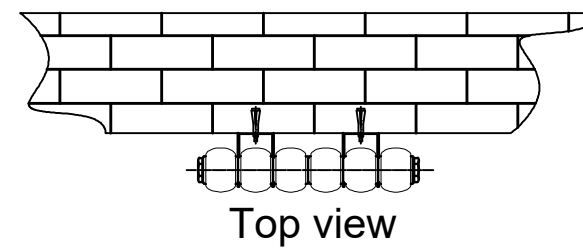
Front View



Side View



Back View



Top view

SUPPLIED INSTALLATION ACCESSORIES

- X4 — X8 ● X2
- ⌋ X4 ● X1 ● X1

- Vertical Mounting
- Optional Color Selection
- Max Operational Pressure:6Bar
- Inlet/Outlet:½"Female Pipe Thread
- All Dimensions are in mm

Product Code	Product Name	pipe number	Height	Width	Thickndss	Hanger Axes vertical	Hanger Axes Horizontal	Wall to pipe center distance	Empty Weight	Water volume
			H mm	W mm	D mm	G mm	S mm	C mm	- kg	- l
RND-CNV18030	CONEVA COLUMN1800X300	4	1800	300	90	1725	104	66	27	17.4
RND-CNV18037	CONEVA COLUMN1800X370	5	1800	370	90	1725	140	66	32.6	21.7
RND-CNV18044	CONEVA COLUMN1800X440	6	1800	440	90	1725	210	66	38.8	26.0
RND-CNV18051	CONEVA COLUMN1800X510	7	1800	510	90	1725	280	66	52.4	30.4