







SUPPLIED INSTALLATION ACCESSORIES

-  X4  X8  X2
-  X4  X1  X1

Front View

Side View

Back View

- Vertical Mounting
- Optional Color Selection
- Max Operational Pressure:6Bar
- Inlet/Outlet:1/2" Female Pipe Thread
- All Dimensions are in mm

Product Code	Product Name	pipe number	Height	Width	Thickndsss	Plumbing Axes Center To Cener	Empty Weight	Water volume
			H mm	W mm	D mm			
RND-RC8	REFLECT1800X449	8	1800	449	90	53	23	7.38

