


# SLIMLINE HORIZONTAL

Mild Steel Radiator



**REINA**  
DESIGNER RADIATOR



white

anthracite

**REINA**  
DESIGNER RADIATOR



# SLIMLINE HORIZONTAL

Mild Steel Radiator




**REINA**  
DESIGNER RADIATOR



5 Years Guarantee



Material: Mild Steel



# SLIMLINE HORIZONTAL

Mild Steel Radiator




**REINA**  
DESIGNER RADIATOR

---

## Available Sizes

600 x 400   600 x 600   600 x 800   600 x 1000   600 x 1200   600 x 1400

## Available Colours



white

anthracite

# SLIMLINE HORIZONTAL

Mild Steel Radiator



**REINA**  
DESIGNER RADIATOR

## Dimensions & Technical Data

Height (mm)	Width (mm)	Pipe Centres (mm)	Wall to Pipe Centres (mm)	Wall Distance (mm)	Dry Weight	No. Bars	Fuel Type
600	400	400	30-55	62-87	-		C
600	600	600	30-55	62-87	-		C
600	800	800	30-55	62-87	-		C
600	1000	1000	30-55	62-87	-		C
600	1200	1200	30-55	62-87	-		C
600	1400	1400	30-55	62-87	-		C

For pipe centre measurement including valves, add 90mm

C: Central Heating / E: Electric / D: Dual Fuel

# SLIMLINE HORIZONTAL

Mild Steel Radiator



**REINA**  
DESIGNER RADIATOR

## Central Heating Heat Outputs

Model/SKU	Height (mm)	Width (mm)	Colour	Heat Outputs $\Delta T50^{\circ}\text{C}$		Heat Outputs $\Delta T60^{\circ}\text{C}$	
				BTU	Watts	BTU	Watts
RND-SLN06004W	600	400	● White	1068	313	1367	401
RND-SLN06004A	600	400	● Anthracite	1068	313	1367	401
RND-SLN06006W	600	600	● White	1605	471	2054	602
RND-SLN06006A	600	600	● Anthracite	1605	471	2054	602
RND-SLN06008W	600	800					